

BUILT FOR WORK

• DESIGN • BUILD • LEASE • HIRE • SALES



About Us

• DESIGN • BUILD • LEASE • HIRE • SALES

MV Commercial has been established for over 17 years selling light and heavy commercial trucks across the United Kingdom from Lands' End to John O'Groats.

We operate a fleet of over 1050 trucks situated across three depots in Livingston, Haydock and Luton. Our friendly, knowledgeable staff provide truck design, build, sales and technical support services throughout the lifecycle of your vehicle.

Our innovative sales and contract hire solutions offer an affordable and flexible way to manage and grow your commercial fleet supporting businesses of all sizes, from owner-drivers to multinational companies. We guarantee to keep your business moving.

MV Commercial believe in investing heavily in our vehicles, internal processes, technology and staff training, as well as working hard to facilitate your industry.

Our vehicles are some of the latest and most dependable on UK roads today. Independent of any single manufacturer we believe we offer greater choice, quicker turnarounds and unbiased advice on buying or hiring the most appropriate commercial truck for your business.

If you are starting up or renewing your fleet with new, late registered, used vehicles, or bespoke vehicle builds, at MV Commercial we're here for the journey.



Tom O'Rourke
CEO, MV Commercial Ltd



THE **MV** COMMERCIAL ADVANTAGE

- Stock Built Ready to Go
- Expert Hydraulic Engineers
- In-house Design Engineers
- Specialised Vehicle Builds
- Award Winning Fuel Efficient Vehicles
- Independent of Any One Manufacturer
- On-site Fabrication Facility
- End to End Build Management
- Paint and Blast Ovens Within a 15000ft² Facility
- Expert Understanding of Your Business



DOUBLE CRANKED BEAVER TAIL CHEESEWEDGE

Fitted with a double angle beaver tail cheesewedge, the loading gradient has been reduced to 5° ensuring a smooth loading operation and reducing stress on the truck and loaded machine.




LOW APPROACH LOADING RAMP ANGLE

The angle of the ramp has been reduced to ensure that all types of machinery can be loaded with ease.




KERUING FLOOR

A 28mm thick keruing floor with interlocking edges ensures level fit.



CONSPICUITY TAPE

Full length reflective tape on both sides with side chimes deep enough to ensure that tape is not damaged when tying down loads.




PERFORATED CHAIN WELLS

140mm deep chain well strategically placed below chain hangers. The perforated plates ensure that road dirt and water are easily removed, keeping chains clean and organised.



3" CHAIN HOOKS ON HEADBOARD

Large 3inch chain hooks suitable for holding up to 4 master chain links.



WINCH PLATE

Designed to accommodate a range of winch types, the area can be covered with a steel plate if you do not require a winch to be fitted.



FALL-ARREST SYSTEM

7 fall-arrest pole system with box sockets fitted to the headboard, with locking knobs fitted to secure the boxes when not in use. System allows for two ratchet straps to run the length of the tuck body to reduce risk of operators falling from body.



HEADBOARD

A 1200mm bolt on headboard is fitted to the front of the truck body, separating the usable body length with the area left for the crane. Isolater switch bracket can be fitted to use with a winch.



13.4 TON PULL-OUT LASHING POINTS

A drop forged lashing ring tested to 13.4t / 13,400kg load. The ring is shaped to slide within to sleeves welded into the chime, increasing the strength of the lashing point and spreading the load. When not in use, the lashing lies down below the top of the chime. When pulled up the lashing ring can stay up until lowered back down below the chime.



CHAIN-THROUGH CUT-OUT

A cut-out in the chime allows for a chain to be pulled through when securing a load. The reinforcing round bar is welded to the inside to add to load-bearing strength.




ANTI-SLIP RATCHET STRAP CUT-OUT

The profiled chime allows for ratchet strap ends to be easily secured to the body of the truck. The size of the cut-out is designed to give optimum ease of use, while stopping the ratchet end from falling back out of the cut-out. This allows for a single operator to load a truck.




TOOL BOX MOUNTING

Now with adjustable tool box mounting direct to the body of the truck, allowing for different sizes of boxes to fit the truck as well as extra tool boxes to be fitted with ease. This fully modular build gives greater flexibility to individual customer needs.



DECORATIVE MV LOGO PLATE/ OPTIONAL DRAG HITCH FITMENT

A stainless steel plate laser cut with the MV logo is fitted to opening in the rear of the truck. Plate can be easily removed for a drag hitch to be fitted.



PULL-OUT LADDER

Fitted with a pull-out ladder with three 240mm steps mounted to the underside of the body, enabling operator access to the floor of the body with a simple spring loaded lock and free sliding action.

MV Commercial

HEAD OFFICE
Muir Road
Houstoun Industrial Estate
Livingston
EH54 5DR
Tel : 01506 430000

LIVINGSTON DEPOT
Letham Road
Houstoun Industrial Estate
Livingston
EH54 5BY
Tel : 01506 440042

HAYDOCK DEPOT
Milfield Lane
Haydock
St Helens
WA11 9GA
Tel : 01942 723354

LUTON DEPOT
Watling Street
Flamstead
St Albans
Hertfordshire
AL3 8HB
Tel : 01582 840477

www.mvcommercial.com

www.mvtruckrental.com

